





Signal Name (on board)	Description	Waveforms
ATFI	To monitor ATF signal at Pin 20 of IC3201 on Main C.B.A.	-----
VCO	Not used	-----
D_GND	Grounding terminal	-----
TP1	Not used	-----
IRISOPEN	Not used	-----
MB (VREF_+/-)	Not used	-----
MA	Not used	-----
CPOB	To monitor LCD red signal at Pin 8 of IC8001 on LCD C.B.A.	 Camera Mode
FNO	To monitor LCD green signal at Pin 6 of IC8001 on LCD C.B.A.	 Camera Mode
VREF_H/L	To monitor LCD blue signal at Pin 4 of IC8001 on LCD C.B.A.	 Camera Mode
CAM-A_GND	Not used	-----
CDS	To monitor capstan FG signal at Pin 24 of IC2001 on Main C.B.A.	 Rec/PB Mode(SP) Rec/PB Mode(LP)
CAM5V	Power terminal	-----
CDS/AGC	Not used	-----
VREF_H/L	Not used	-----
ADIN	Not used	-----